

SWITCHING POWER SUPPLY
ISO-9001 CERTIFIED MANUFACTURER

DRP-240
SERIES

.LOW COST, HIGH RELIABILITY
 .105°C OUTPUT CAPACITOR
 .INTERNATIONAL AC INPUT RANGE
 .HIGH EFFICIENCY, LOW WORKING TEMPERATURE
 .SOFT-START CIRCUIT, LIMITING AC SURGE CURRENT
 .SHORT CIRCUIT, OVERLOAD, OVER VOLTAGE OVER TEMP. PROTECTED

.BUILT IN POWER FACTOR CORRECTOR
 .COMPACT SIZE, LIGHT WEIGHT
 .100% FULL LOAD BURN-IN TEST
 .BUILT IN EMI FILTER, LOW RIPPLE NOISE
 .BUILT IN PFC CIRCUIT
 .OVER TEMPERATURE PROTECTED

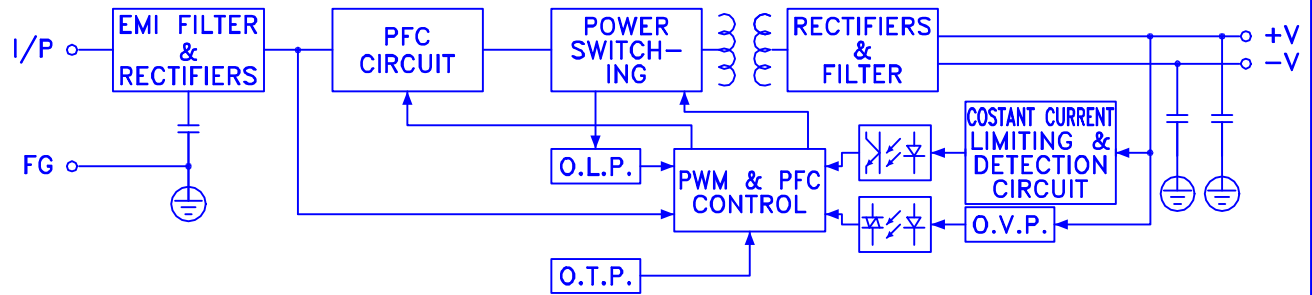


MODEL	DRP-240-24	DRP-240-48
DC OUTPUT VOLTAGE	24V	48V
OUTPUT V. TOLERANCE	±1%	±1%
OUTPUT RATED CURRENT	10A	5A
OUTPUT CURRENT RANGE	0-10A	0-5A
RIPPLE & NOISE	80mVp-p	150mVp-p
LINE REGULATION	±0.5%	±0.5%
LOAD REGULATION	±1%	±1%
DC OUTPUT POWER	240W	240W
EFFICIENCY	84%	85%
DC VOLTAGE ADJ.	24V-28V	48V-53V
INPUT VOLTAGE RANGE	85~264VAC 47~63Hz; 120~370VDC	
AC CURRENT	3.5A/115V 1.8A/230V	
POWER FACTOR	PF>0.95/230VAC, PF>0.98/115VAC	
INRUSH CURRENT	COLD START 30A/115V 50A/230V	
LEAKAGE CURRENT	<3.5mA/240VAC	
OVERLOAD PROTECTION	105% ~150% TYPE:CONSTANT CURRENT LIMITING RESET:AUTO RECOVERY	
OVER VOLTAGE PROTECTION	30-36V	54-60V
OVER TEMP.PROTECTION	100°C±5°C(TSW) TYPE:SHUT DOWN RESET:AUTO RECOVERY	
TEMP. COEFFICIENT	±0.03% / °C (0-50°C)	
SETUP, RISE, HOLD UP TIME	800ms:40ms; 20ms/230V,115V	
VIBRATION	10-500Hz, 2G 10min./1cycle, PERIOD FOR 60min. EACH AXES	
WITHSTAND VOLTAGE	I/P-O/P:3KVAC I/P-FG:1.5KVAC O/P-FG:0.5KVAC	
ISOLATION RESISTANCE	I/P-O/P, I/P-FG, O/P-FG:500VDC / 100M Ohms	
WORKING TEMP., HUMIDITY	-10°C~+70°C(REFER TO OUTPUT DERATING CURVE), 20%-90% RH	
STORAGE TEMP., HUMIDITY	-20°C~+85°C, 10%-95% RH	
DIMENSION	125.5*125.2*100mm (W*H*D)	
WEIGHT	1.1Kgs	
SAFETY STANDARDS	TUV EN60950, UL508 APPROVED	
EMC STANDARDS	EN55022 CLASS B ,EN61000-4-2,3,4,5,6,8,11; ENV50204 ,EN61000-3-2,-3 ,EN50082-2 VERIFICATION	

NOTE : 1.ALL PARAMETERS ARE SPECIFIED AT 230VAC INPUT, RATED LOAD, 25°C 70% RH AMBIENT.
 2. TOLERANCE : INCLUDE SET UP TOLERANCE, LINE REGULATION, LOAD REGULATION.
 3. RIPPLE & NOISE ARE MEASURED AT 20MHz BY USING A 12" TWISTED PAIR TERMINATED WITH A 0.1µF & 47µF CAPACITOR.
 4. LINE REGULATION IS MEASURED FROM LOW LINE TO HIGH LINE AT RATED LOAD.
 5. LOAD REGULATION IS MEASURED FROM 0% TO 100% RATED LOAD.

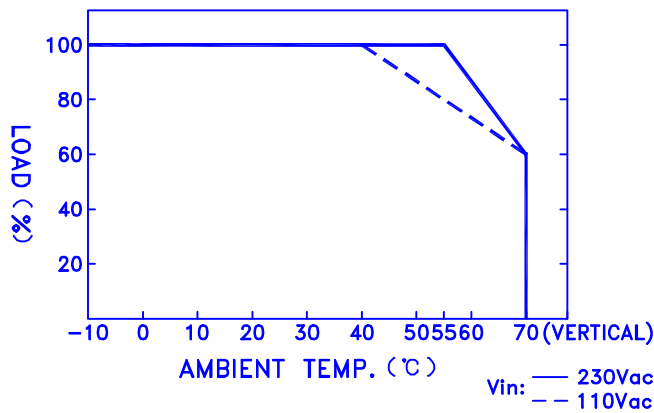
DRP-240 SERIES

BLOCK DIAGRAM

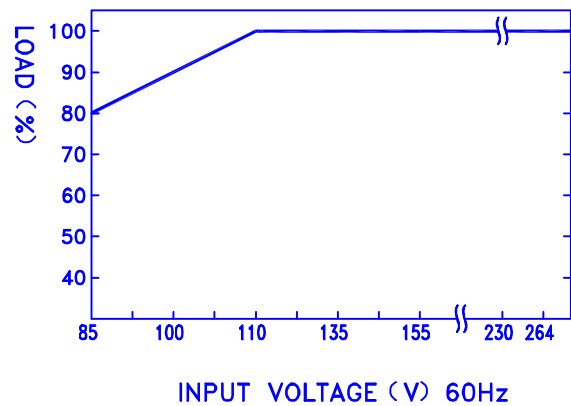


fosc : 100KHz

OUTPUT DERATING VS T_d

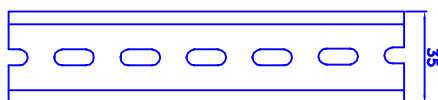
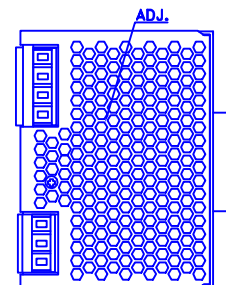
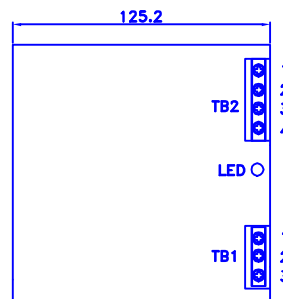
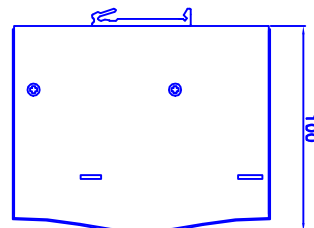
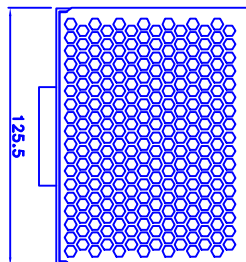


OUTPUT DERATING VS INPUT VOLTAGE



DIMENSION (mm)

- ☒ CASE : 922
- ☒ TERMINAL PIN NO. ASSIGNMENT
 - ☒ TB1 : AC INPUT
 - ☒ PIN 1 : \oplus
 - ☒ PIN 2 : AC/N
 - ☒ PIN 3 : AC/L
 - ☒ TB2 : DC OUTPUT
 - ☒ PIN 1,2 : +V
 - ☒ PIN 3,4 : -V



ADMISSIBLE DIN-RAIL:TS35/7.5 OR TS35/15

