



Features



DIMENSIONS : 151(L) x 99(W) x 35(H)mm
CASE NO. CS050

- Convection cooled
- 100% burn-in test
- Great reliability
- MOSFET designed
- 350,000Hrs MTBF per MIL-HDBK-217F
- 2 years Warranty
- **Output modify range: 3V~400VDC**
- **Split rail & Series connection possible**

General specifications

INPUT

Input range

100~240VAC

127~380VDC

47~63Hz

Input frequency

Inrush current (25° C)

20A/110VAC

40A/220VAC

OUTPUT

Hold-up time

16mS

Short protection

Autorecovery

Overload protection

Automatic power limited

Over voltage protection

Optional

Detail specifications

50 Watts

MODEL	O/P Volt Adj. ± %	Load(Current) ¹			Ripple & Noise ⁴	Line REG. ²	Load REG. ³	Efficiency ⁵	O.V.P. Optional
		Min.	Rated	Max.					
RP1050-05SV	V1: +5V ±10%	0A	10A	10A	50mVp-p	±1%	±1%	71% Min.	5.8 ~ 7.0V
• RP1050-09SV	V1: +9V ±10%	0A	5.5A	5.5A	80mVp-p	±1%	±1%	72% Min.	12 ~ 14V
RP1050-12SV	V1: +12V ±10%	0A	4.2A	4.2A	100mVp-p	±1%	±1%	74% Min.	15 ~ 18V
• RP1050-15SV	V1: +15V ±10%	0A	3.4A	3.4A	150mVp-p	±1%	±1%	75% Min.	20 ~ 24V
RP1050-24SV	V1: +24V ±10%	0A	2.1A	2.1A	150mVp-p	±1%	±1%	75% Min.	27.6 ~ 31V
RP20501SV	V1: +5V ±10% V2: +12V-----	0A 0A	5A 2A	5A 3A	50mVp-p 100mVp-p	±1% ±2%	±2% ±5%	73% Min.	5.8 ~ 7.0V -----
RP20502SV	V1: +5V ±10% V2: +24V-----	0A 0A	3A 1.5A	5A 2A	50mVp-p 150mVp-p	±1% ±2%	±1% ±4%	73% Min.	5.8 ~ 7.0V -----
RP20502SAV (90 watts peak)	V1: +5V ±10% V2: +24V-----	0A 0A	2A 2A	3A 3A	50mVp-p 150mVp-p	±1% ±2%	±1% ±4%	75% Min.	----- -----
RP30501SV	V1: +5V ±10% V2: +12V----- V3: -5V-----	0A 0A 0A	4A 2A 0.5A	5A 3A 1A	50mVp-p 100mVp-p 50mVp-p	±1% ±2% ±3%	±1% ±5% ±7%	70% Min.	5.8 ~ 7.0V ----- -----
RP30502SV	V1: +5V ±10% V2: +12V----- V3: -12V-----	0A 0A 0A	4A 2A 0.5A	5A 3A 1A	50mVp-p 100mVp-p 100mVp-p	±1% ±2% ±2%	±1% ±5% ±7%	72% Min.	5.8 ~ 7.0V ----- -----
RP30503SV	V1: +5V ±10% V2: +12V----- V3: +24V-----	0A 0A 0A	3A 1A 1A	5A 3A 1A	50mVp-p 100mVp-p 150mVp-p	±1% ±2% ±2%	±1% ±5% ±7%	74% Min.	5.8 ~ 7.0V ----- -----
• RP30504SV	V1: +5V ±10% V2: +15V----- V3: -15V-----	0A 0A 0A	4A 1.5A 0.5A	5A 2A 1A	50mVp-p 150mVp-p 150mVp-p	±1% ±2% ±2%	±1% ±5% ±7%	73% Min.	5.8 ~ 7.0V ----- -----



Detail specifications

50 Watts

MODEL	O/P Volt Adj. ± %	Load(Current) ¹			Ripple & Noise	Line REG.	Load REG.	Efficiency	O.V.P. Trip point
		Min.	Rated	Max.					
● RP40501SV	V1: +5V ±10% V2: +12V----- V3: +24V----- V4: -12V-----	0A 0A 0A 0A	2A 1A 1A 0.4A	2A 1A 1A 0.4A	50mVp-p 120mVp-p 240mVp-p 120mVp-p	±1% ±2% ±2% ±2%	±1% ±5% ±7% ±7%	70% Min.	5.8 ~ 7.0V ----- ----- -----
● RP40502SV	V1: +5V ±10% V2: +12V----- V3: +15V----- V4: +24V-----	0A 0A 0A 0A	2A 1A 0.3A 1A	2A 1A 0.3A 1A	50mVp-p 120mVp-p 150mVp-p 240mVp-p	±1% ±2% ±2% ±2%	±1% ±5% ±7% ±7%	70% Min.	5.8 ~ 7.0V ----- ----- -----
● RP40503SV	V1: +5V ±10% V2: +12V----- V3: +24V----- V4: -15V-----	0A 0A 0A 0A	2A 1A 1A 0.8A	2A 1A 1A 0.8A	50mVp-p 120mVp-p 240mVp-p 120mVp-p	±1% ±2% ±2% ±2%	±1% ±5% ±7% ±7%	70% Min.	5.8 ~ 7.0V ----- ----- -----
● RP40504SV	V1: +5V ±10% V2: +12V----- V3: +24V----- V4: -24V-----	0A 0A 0A 0A	1A 1A 1A 0.4A	1A 1A 1A 0.4A	50mVp-p 120mVp-p 240mVp-p 240mVp-p	±1% ±2% ±2% ±2%	±1% ±5% ±7% ±7%	70% Min.	5.8 ~ 7.0V ----- ----- -----
● RP40505SV	V1: +5V ±10% V2: +15V----- V3: +24V----- V4: -15V-----	0A 0A 0A 0A	1A 0.3A 1.5A 0.3A	1A 0.3A 1.5A 0.3A	50mVp-p 150mVp-p 240mVp-p 150mVp-p	±1% ±2% ±2% ±2%	±1% ±5% ±7% ±7%	70% Min.	5.8 ~ 7.0V ----- ----- -----





60 Watts

MODEL	O/P Volt Adj. ± %	Load(Current) ¹			Ripple & Noise ⁴	Line REG. ²	Load REG. ³	Efficiency ⁵	O.V.P. Trip point
		Min.	Rated	Max.					
● RP20603SAV INDIVIDUAL GND	V1: +5V ±10% V2: +24V-----	0A 0A	3A 1.8A	4A 2A	50mVp-p 120mVp-p	±1% ±2%	±1% ±4%	76% Min.	5.8 ~ 7.0V -----

EMC Standards

EN55022 Class B, EN55024
 EN50081-1M EN50082-1
 EN61000-3-2, EN61000-3-3
 IEC801-2, IEC801-3
 IEC801-4, IEC 61000-4-2
 IEC 61000-4-3, IEC 61000-4-4
 IEC 61000-4-5, IEC 61000-4-6
 IEC 61000-4-8, IEC 61000-4-11

Safety Standards

 UL 1950 APPROVAL
 CSA C22.2 APPROVAL
 CE 60950 Marking
 CB CB Marking

Environments

Operating Temperature -15~ 50°C, Ambient
Operating Humidity 5 ~ 95% RH, No Condensing
Storage Temperature -20 ~ 85°C, Ambient
Vibration 2G, 10~500Hz, 3 axes

- NOTE:**
- Each output can provide up to maximum load, but total load can not exceed rated output power.
 - Line regulation is measured from low line to high line at rated load.
 - Load regulation is measured from 20% to 100% of rated load at 110VAC input.
 - Ripple & Noise is measured by using a 0.1uF/630V metalized capacitor & a 47uF electrolytic capacitor parallel on the test point, at rated load and 110VAC input.
 - Efficiency is measured at rated load and 110VAC input.
 - Hold-up time is measured at rated load and 110VAC input.
 - With ● are non-safety approval.

All Specifications be retained the right to modify by Reign Power