

SP-320 series

320W Single output with PFC function



- Universal AC input / full range
- Built in active PFC circuit compliance to EN61000-3-2
- Forced air cooling by built-in DC ball bearing fan
- Protections: Short circuit/Over load/Over voltage/Over temperature
- 100% full load burn-in test
- Low cost
- 3 years warranty

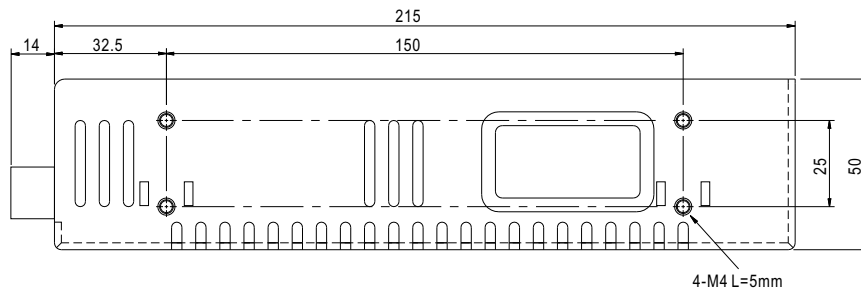
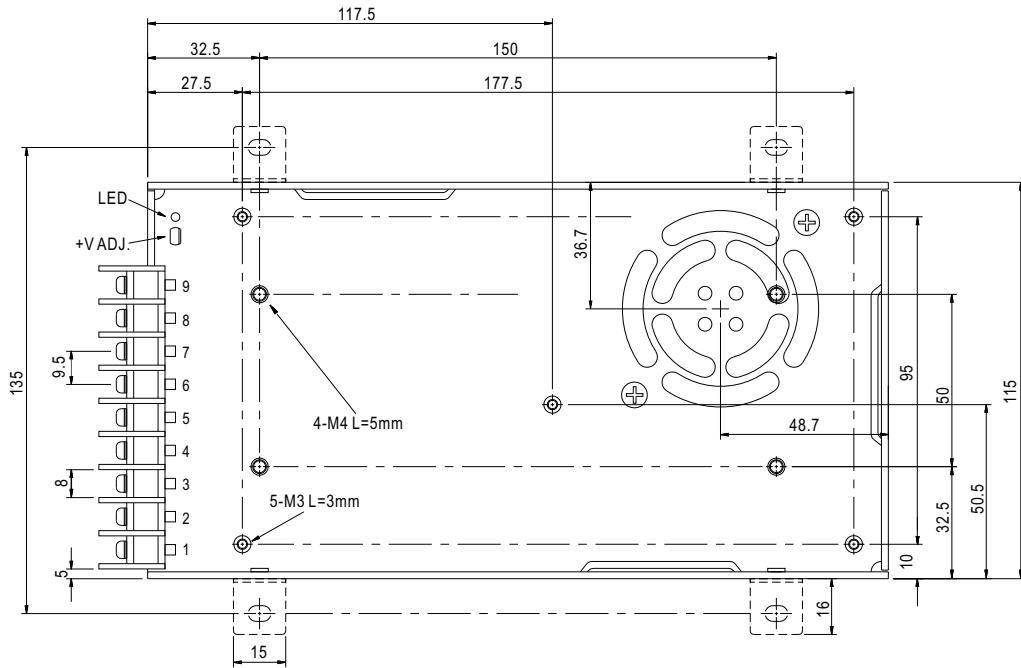


SPECIFICATION

MODEL		SP-320-5	SP-320-7.5	SP-320-12	SP-320-13.5	SP-320-15	SP-320-24	SP-320-27	SP-320-48	
OUTPUT	DC VOLTAGE	5V	7.5V	12V	13.5V	15V	24V	27V	48V	
	RATED CURRENT	55A	40A	25A	22A	20A	13A	11.7A	6.7A	
	CURRENT RANGE	0 ~ 60A	0 ~ 40A	0 ~ 25A	0 ~ 22A	0 ~ 20A	0 ~ 13A	0 ~ 11.7A	0 ~ 6.7A	
	RATED POWER	275W	300W	300W	297W	300W	312W	315.9W	321.6W	
	RIPPLE & NOISE (max.) Note.2	150mVp-p	150mVp-p	150mVp-p	150mVp-p	150mVp-p	150mVp-p	200mVp-p	240mVp-p	
	VOLTAGE ADJ. RANGE	4.5 ~ 5.5V	6 ~ 9V	10 ~ 13.2V	12 ~ 15V	13.5 ~ 18V	20 ~ 26.4V	26 ~ 32V	41 ~ 56V	
	VOLTAGE TOLERANCE Note.3	±2.0%	±2.0%	±1.0%	±1.0%	±1.0%	±1.0%	±1.0%	±1.0%	
	LINE REGULATION	±0.5%	±0.5%	±0.3%	±0.3%	±0.3%	±0.2%	±0.2%	±0.2%	
	LOAD REGULATION	±1.0%	±1.0%	±0.5%	±0.5%	±0.5%	±0.5%	±0.5%	±0.5%	
SETUP, RISE, HOLD TIME	800ms, 50ms, 16ms/230VAC 2500ms, 50ms, 16ms/115VAC at full load									
INPUT	VOLTAGE RANGE	88 ~ 264VAC 120 ~ 370VDC								
	FREQUENCY RANGE	47~63Hz								
	POWER FACTOR	PF>0.95/230VAC PF>0.98/115VAC at full load								
	EFFICIENCY (Typ.)	79%	83%	86%	86%	86%	87%	88%	89%	
	AC CURRENT	5A/115VAC 2.5A/115VAC								
	INRUSH CURRENT (max.)	22A/115VAC 40A/230VAC								
	LEAKAGE CURRENT	<1mA / 240VAC								
PROTECTION	OVER LOAD	105~135% of rate load Protection type : Hiccup mode, recovers automatically after fault condition is removed								
	OVER VOLTAGE	5.75 ~ 6.75V	9.4 ~ 10.9V	13.8 ~ 16.2V	15.5 ~ 18.2V	18 ~ 21V	27.6 ~ 32.4V	33.7 ~ 39.2V	57.6 ~ 67.2V	
	OVER TEMPERATURE	80°C ±5°C (70°C ±5°C 5V only) (TSW1 : Detect on heatsink of power transistor) Protection type : Shun down o/p voltage, recovers automatically after temperature goes down								
ENVIRONMENT	WORKING TEMP., HUMIDITY	-20 ~ +65°C (Refer to output load derating curve), 20 ~ 90% RH non-condensing								
	STORAGE TEMP., HUMIDITY	-40 ~ +85°C, 10 ~ 95% RH								
	TEMP. COEFFICIENT	±0.03%/°C (0 ~ 50°C)								
	VIBRATION	10 ~ 500Hz, 2G 10min./1cycle, 60min. each along X, Y, Z axes								
SAFETY & EMC	SAFETY STANDARDS	UL60950, TUV EN60950 Approved								
	EMI CONDUCTION & RADIATION	Compliance to EN55022 (CISPR22) Class B								
	HARMONIC CURRENT	Compliance to EN61000-3-2,-3, Class A								
	EMS IMMUNITY	Compliance to EN61000-4-2,3,4,5,6,8,11; ENV50204, EN55024, Light industry level, criteria A								
	WITHSTAND VOLTAGE	I/P-O/P:3KVAC I/P-FG:1.5KVAC O/P-FG:0.5KVAC								
ISOLATION RESISTANCE	I/P-O/P, I/P-FG, O/P-FG:100M Ohms/500VDC									
OTHERS	MTBF	207K hrs min. MIL-HDBK-217F (25°C)								
	DIMENSION	215*115*50mm (L*W*H)								
	PACKING	1.2Kgs/pcs, 12pcs/14.4Kgs/0.98CUFT								
NOTE	<p>1. All parameters NOT specially mentioned are measured at 230VAC input, rated load and 25°C of ambient temperature.</p> <p>2. Ripple & noise are measured at 20MHz of bandwidth by using a 12" twisted pair-wire terminated with a 0.1uf & 47uf parallel capacitor.</p> <p>3. Tolerance : includes set up tolerance, line regulation and load regulation.</p>									

Mechanical Specification

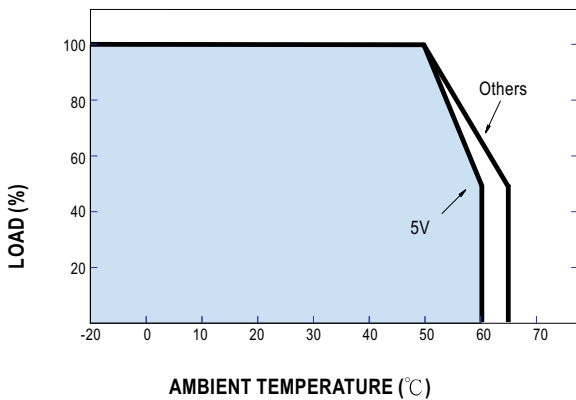
Case No. 912 Unit:mm



Terminal pin number assignment :

Pin No.	Assignment	Pin No.	Assignment
1	AC/L	4-6	-V
2	AC/N	7-9	+V
3	FG		

Derating Curve



Static Characteristics (5V)

