

SWITCHING POWER SUPPLY

SD-25 SERIES

- .LOW COST, HIGH RELIABILITY
- .105°C OUTPUT CAPACITOR
- .BUILT IN EMI FILTER, LOW RIPPLE NOISE
- .HIGH EFFICIENCY, LOW WORKING TEMPERATURE
- .COMPACT SIZE, LIGHT WEIGHT
- .SHORT CIRCUIT, OVERLOAD, OVER VOLTAGE PROTECTED

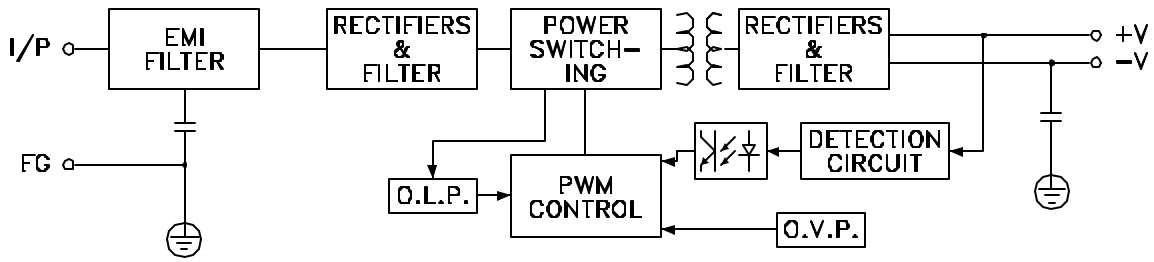


MODEL	SD-25A-5	SD-25B-5	SD-25C-5	SD-25A-12	SD-25B-12	SD-25C-12	SD-25A-24	SD-25B-24	SD-25C-24
DC OUTPUT VOLTAGE	5V			12V			24V		
OUTPUT V. TOLERANCE	±2%			±1%			±1%		
OUTPUT RATED CURRENT	5A			2.1A			1.1A		
OUTPUT CURRENT RANGE	0-5A			0-2.1A			0-1.1A		
RIPPLE & NOISE	100mVp-p			120mVp-p			150mVp-p		
LINE REGULATION	±0.5%			±0.3%			±0.2%		
LOAD REGULATION	±0.5%			±0.3%			±0.2%		
DC OUTPUT POWER	25W			25.2W			26.4W		
EFFICIENCY	71%	72%	74%	72%	75%	78%	75%	78%	81%
DC VOLTAGE ADJ.	4.5-5.5V			11-16V			23-30V		
INPUT VOLTAGE RANGE	A:9.2~18VDC B:19~36VDC C:36~72VDC								
INPUT CURRENT	A:3.2A/12V B:1.6A/24V C:0.8A/48V								
INRUSH CURRENT	-----								
LEAKAGE CURRENT	-----								
OVERLOAD PROTECTION	105%~150% TYPE:FOLDBACK CURRENT LIMITING RESET:AUTO RECOVERY								
OVER VOLTAGE PROTECTION	5.75V~6.75V/10% LOAD			16.8V~20V/10% LOAD			31.5V~37.5V/10% LOAD		
OVER TEMP. PROTECTION	-----								
TEMP. COEFFICIENT	±0.03% / °C (0~50°C)								
SETUP, RISE, HOLD UP TIME	2.5s, 50ms, -----								
VIBRATION	10~500Hz, 2G 10min./1cycle, PERIOD FOR 60min. EACH AXES								
WITHSTAND VOLTAGE	I/P-O/P:1.5KVAC I/P-FG:1.5KVAC O/P-FG:0.5KVAC								
ISOLATION RESISTANCE	I/P-O/P, I/P-FG, O/P-FG:500VDC / 100M Ohms								
WORKING TEMP., HUMIDITY	-10°C~+60°C(REFER TO OUTPUT DERATING CURVE), 20%~90% RH								
STORAGE TEMP., HUMIDITY	-20°C~+85°C, 10%~95% RH								
DIMENSION	99*97*35mm CASE:905								
WEIGHT	0.36Kgs								
SAFETY STANDARDS	-----								
EMC STANDARDS	EN55022 CLASS B (RADIATION), EN61000-4-2,3,4,6,8 ENV50204 VERIFICATION								

- NOTE :
- 1.ALL PARAMETERS ARE SPECIFIED AT RATED INPUT, RATED LOAD, 25°C 70% RH. AMBIENT.
 - 2.TOLERANCE GINCLUDE SET UP TOLERANCE, LINE REGULATION, LOAD REGULATION.
 - 3.RIPPLE & NOISE ARE MEASURED AT 20MHz BY USING A 12" TWISTED PAIR TERMINATED WITH A 0.1uF & 47uF CAPACITOR.
 - 4.LINE REGULATION IS MEASURED FROM LOW LINE TO HIGH LINE AT RATED LOAD.
 - 5.LOAD REGULATION IS MEASURED FROM 0% TO 100% RATED LOAD

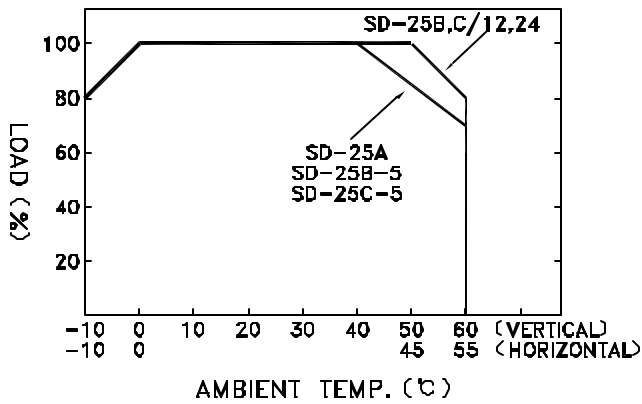
SD-25 SERIES

BLOCK DIAGRAM

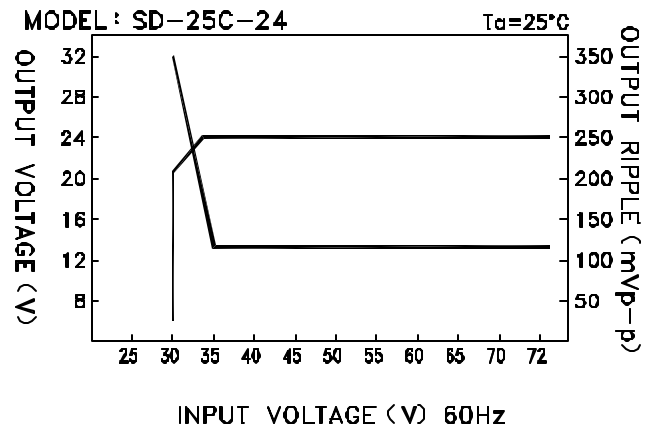


fosc : 83KHz

OUTPUT DERATING



STATIC CHARACTERISTICS



DIMENSION (mm)

- ☒ CASE : 905
- ☒ TERMINAL PIN NO. ASSIGNMENT
 - ☒ PIN 1 : DC INPUT V-
 - ☒ PIN 2 : DC INPUT V+
 - ☒ PIN 3 : FG \oplus
 - ☒ PIN 4 : DC OUTPUT +V
 - ☒ PIN 5 : DC OUTPUT -V

